

Turnitin 論文原創比對系統操作流程說明

Turnitin Operation process description

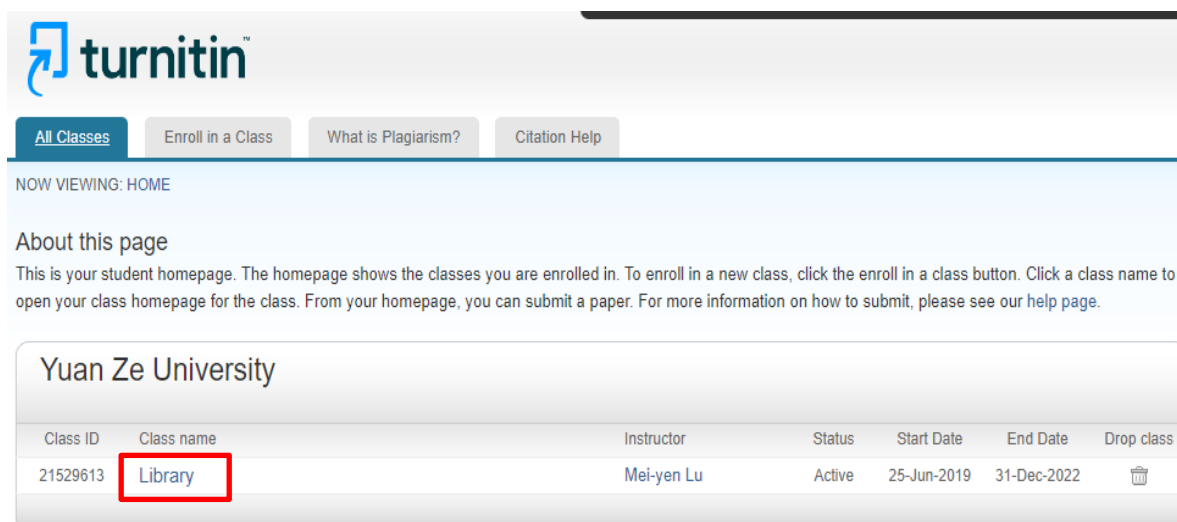
申請論文原創比對系統帳號account application

- [Turnitin快速申請指引\(中文版\)](#)
- [Turnitin Course ID Application\(English\)](#)

Step 1進行論文原創比對Originality Comparison

請勿設定篩選條件(漏斗形狀圖案) Do not use Turnitin's filters

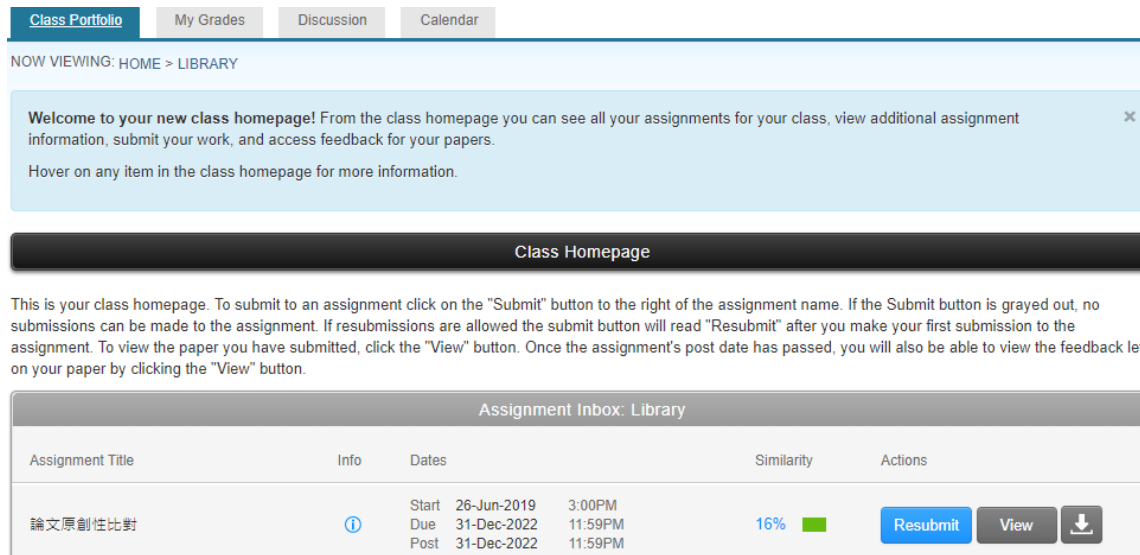
1. 登入Login Turnitin→點選「Library」Click "Library"



The screenshot shows the Turnitin homepage. At the top left is the Turnitin logo. Below it are navigation tabs: 'All Classes', 'Enroll in a Class', 'What is Plagiarism?', and 'Citation Help'. The main content area says 'NOW VIEWING: HOME' and 'About this page'. Below that, it says 'Yuan Ze University' and displays a table of classes. The 'Library' class is highlighted with a red box.

| Class ID | Class name | Instructor | Status | Start Date | End Date | Drop class |
|----------|------------|------------|--------|-------------|-------------|------------|
| 21529613 | Library | Mei-yen Lu | Active | 25-Jun-2019 | 31-Dec-2022 | |



2. 第一次請直接繳交上傳個人論文，第二次以後點選「重新繳交」。提交完畢後會有「遞交成功訊息」提醒與「電子回條」，請耐心等待 1~數小時後再查看比對結果。For the first time, please submit and upload your personal thesis directly. After the second time, click "Resubmit". You will Receive a digital receipt after your submission is done. It will take about one several hours to get your similarity report, please wait for it.

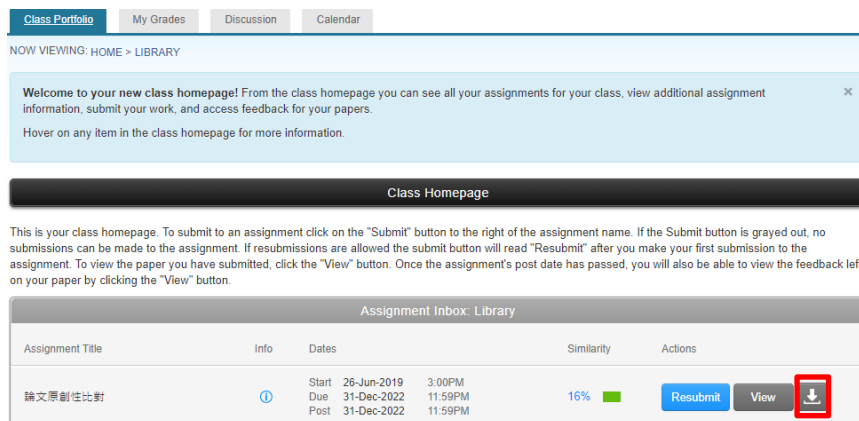


The screenshot shows the Turnitin class homepage. At the top are navigation tabs: 'Class Portfolio', 'My Grades', 'Discussion', and 'Calendar'. The main content area says 'NOW VIEWING: HOME > LIBRARY'. Below that, there is a welcome message and a 'Class Homepage' section. At the bottom, there is an 'Assignment Inbox: Library' table.

| Assignment Title | Info | Dates | Similarity | Actions |
|------------------|------|---|------------|---|
| 論文原創性比對 | | Start 26-Jun-2019 3:00PM Due 31-Dec-2022 11:59PM Post 31-Dec-2022 11:59PM | 16% | Resubmit View |

Step 2 查看論文原創比對結果 View comparison results

1. 點選 ，可檢視自己上傳的論文原始檔案。Click  Uploaded files can be viewed.



Class Portfolio My Grades Discussion Calendar




NOW VIEWING: HOME > LIBRARY

Welcome to your new class homepage! From the class homepage you can see all your assignments for your class, view additional assignment information, submit your work, and access feedback for your papers. ×

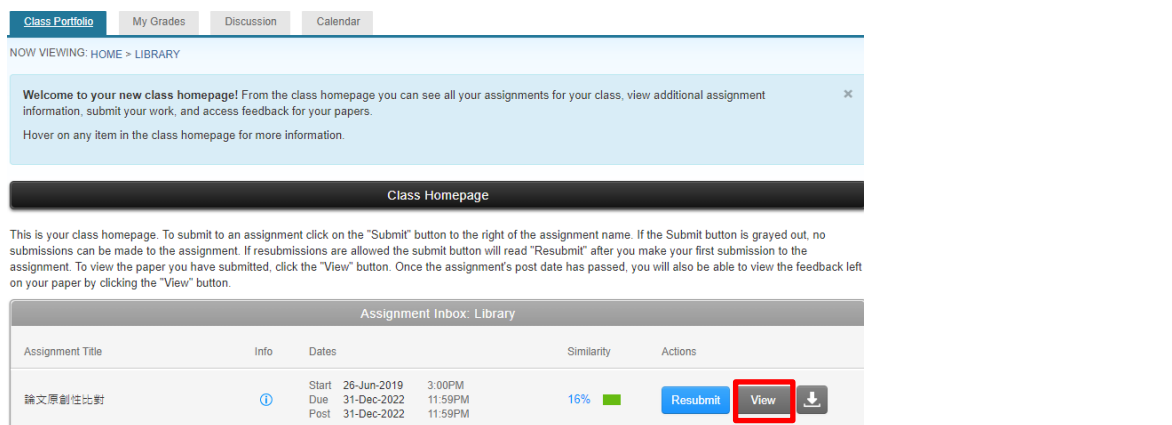
Hover on any item in the class homepage for more information.

Class Homepage

This is your class homepage. To submit to an assignment click on the "Submit" button to the right of the assignment name. If the Submit button is grayed out, no submissions can be made to the assignment. If resubmissions are allowed the submit button will read "Resubmit" after you make your first submission to the assignment. To view the paper you have submitted, click the "View" button. Once the assignment's post date has passed, you will also be able to view the feedback left on your paper by clicking the "View" button.

| Assignment Title | Info | Dates | Similarity | Actions |
|------------------|---|---|---|---|
| 論文原創性比對 |  | Start 26-Jun-2019 3:00PM Due 31-Dec-2022 11:59PM Post 31-Dec-2022 11:59PM | 16%  | Resubmit View  |

2. 點選「查看」，會開啟新視窗，檢視自己的論文比對結果。Click "View" to open a new window to view the comparison results of your own papers.



Class Portfolio My Grades Discussion Calendar




NOW VIEWING: HOME > LIBRARY

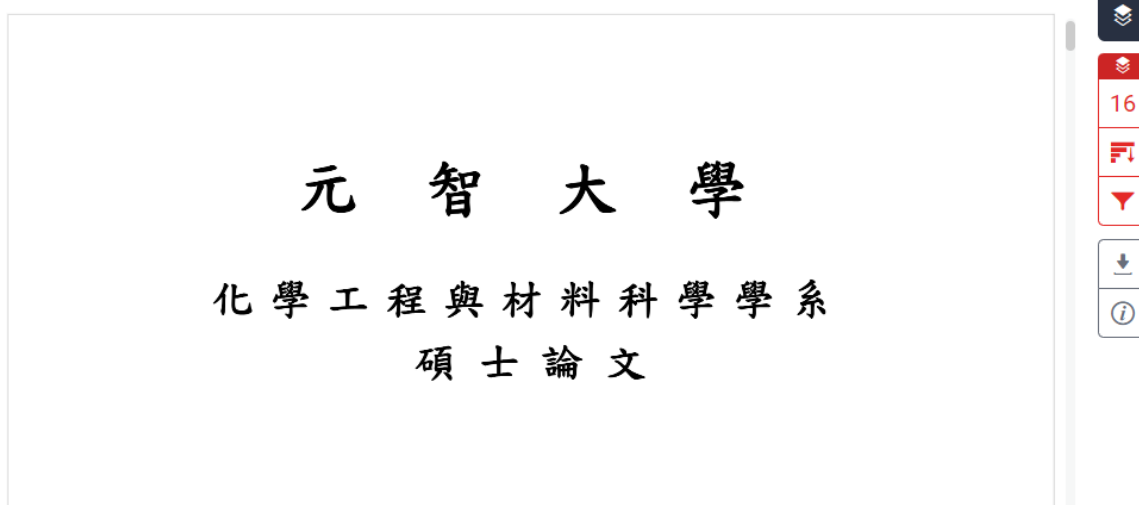
Welcome to your new class homepage! From the class homepage you can see all your assignments for your class, view additional assignment information, submit your work, and access feedback for your papers. ×

Hover on any item in the class homepage for more information.

Class Homepage

This is your class homepage. To submit to an assignment click on the "Submit" button to the right of the assignment name. If the Submit button is grayed out, no submissions can be made to the assignment. If resubmissions are allowed the submit button will read "Resubmit" after you make your first submission to the assignment. To view the paper you have submitted, click the "View" button. Once the assignment's post date has passed, you will also be able to view the feedback left on your paper by clicking the "View" button.

| Assignment Title | Info | Dates | Similarity | Actions |
|------------------|---|---|---|--|
| 論文原創性比對 |  | Start 26-Jun-2019 3:00PM Due 31-Dec-2022 11:59PM Post 31-Dec-2022 11:59PM | 16%  | Resubmit View  |



元智大學

化學工程與材料科學學系

碩士論文

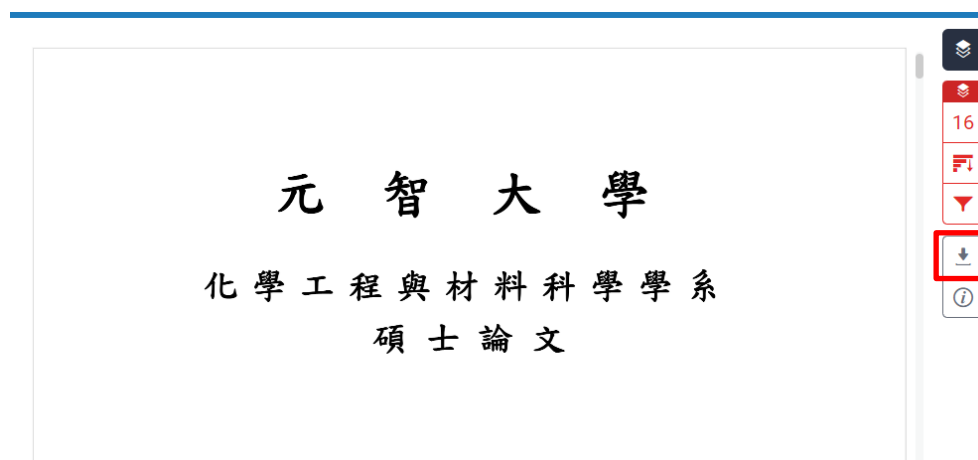
16

Download icon

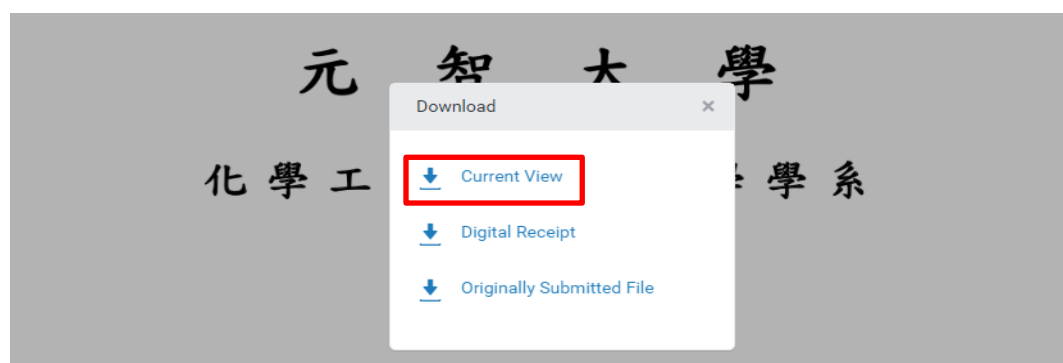
Info icon

Step 3 下載繳交比對報告 Download the originality comparison report

1. 點選「下載」。Click



2. 點選「目前檢視」，下載這一份論文原創比對報告。Click "Current View" to download this original paper comparison report.



將論文原創比對報告打開，拉到檔案的最後幾頁，可以找到論文原創比對系統結果包含相似度指數%、來源列表及篩選條件顯示。將本結果列印，即為進行學位考試申請之「元智大學論文原創性比對報告」的檢附比對系統檢核結果。**請勿使用Turnitin之篩選工具，總覽頁下方篩選條件會顯示「關閉」。** Open the original paper comparison report, pull it to the bottom of the file, the final page of the report includes Similarity, Sources and Filter, and Settings. Print this result page, it will be the result of the attached comparison system for the "Originality Comparison Report of Yuan Ze University Dissertation" for the application for the degree examination. **Do not use Turnitin's filters, the filters at the bottom of the similarity report will show "off".**

相似度指數% Similarity

| Category | Percentage |
|------------------|------------|
| Similarity Index | 16% |
| Internet Sources | 14% |
| Publications | 11% |
| Student Papers | 8% |

來源列表 Sources

| Source | Percentage |
|--|------------|
| Submitted to National Chung Hsing University Student Paper | 1% |
| 9lib.co Internet Source | 1% |
| ndltd.ncl.edu.tw Internet Source | <1% |
| Internet Source | <1% |
| zh.m.wikipedia.org Internet Source | <1% |

篩選設定 Sources and Filter

| | | | |
|----------------------|-----|-----------------|-----|
| Exclude quotes | Off | Exclude matches | Off |
| Exclude bibliography | Off | | |